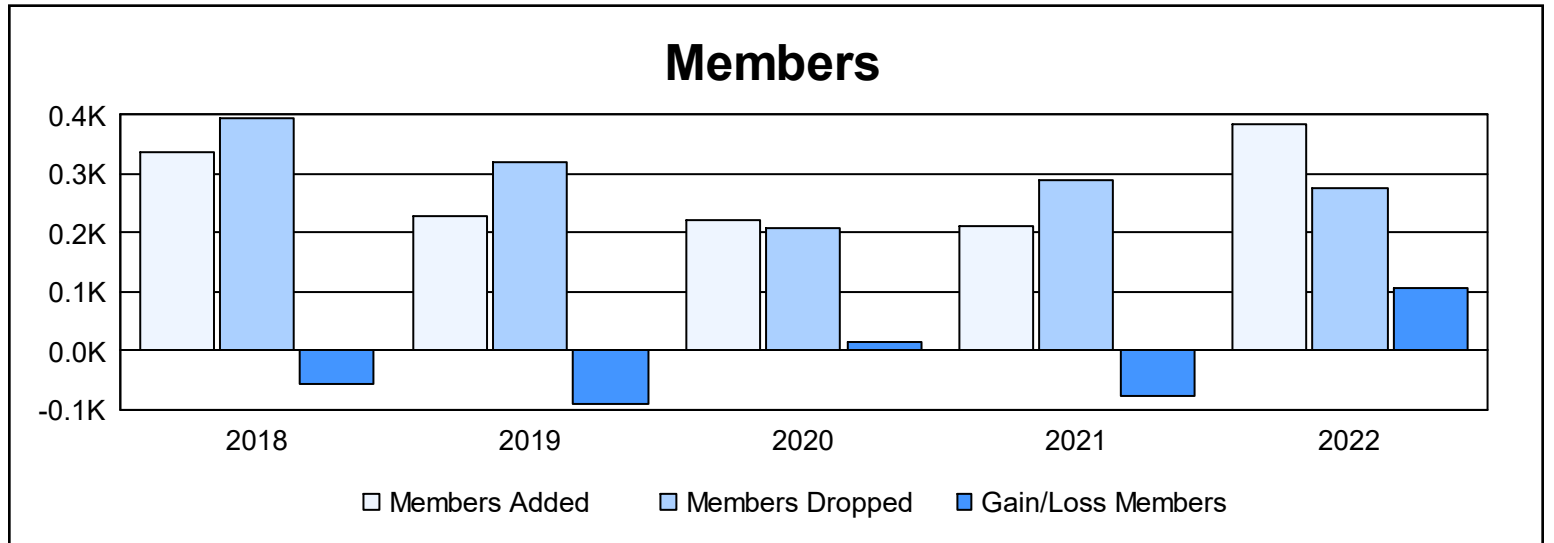
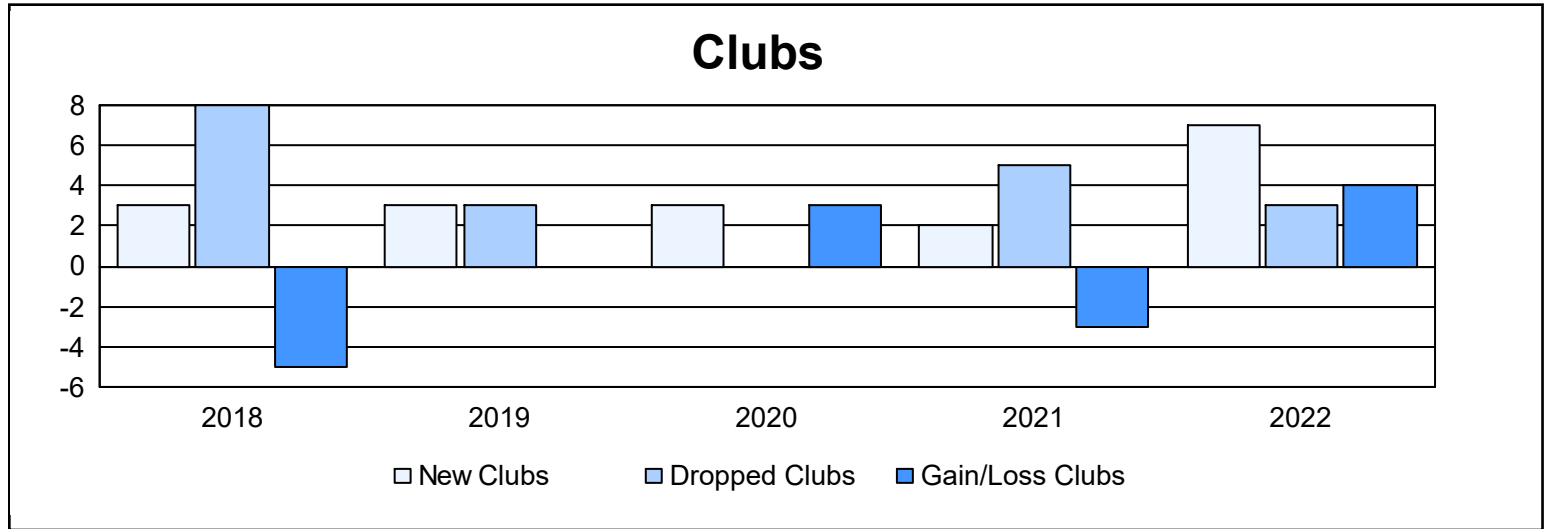
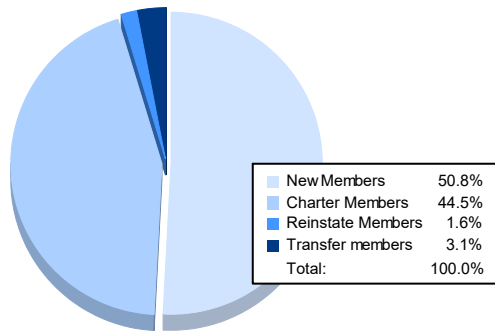


| Year | New Clubs | Dropped Clubs | Gain/ Loss Clubs | New Members | Charter Members | Reinstate Members | Transfer Members | Total Member Added | Total Members Dropped | Gain/ Loss Members |
|----------------|-----------|---------------|------------------|-------------|-----------------|-------------------|------------------|--------------------|-----------------------|--------------------|
| 2017-2018 | 3 | 8 | -5 | 205 | 86 | 25 | 20 | 336 | 394 | -58 |
| 2018-2019 | 3 | 3 | 0 | 95 | 93 | 31 | 9 | 228 | 319 | -91 |
| 2019-2020 | 3 | 0 | 3 | 122 | 87 | 9 | 5 | 223 | 207 | 16 |
| 2020-2021 | 2 | 5 | -3 | 152 | 44 | 10 | 6 | 212 | 290 | -78 |
| 2021-2022 | 7 | 3 | 4 | 195 | 171 | 6 | 12 | 384 | 277 | 107 |
| Average | 4 | 4 | 0 | 154 | 96 | 16 | 10 | 277 | 297 | -21 |



Membership Composition June 2022 Cumulative



Gender Composition June 2022 Cumulative

